

REVISION DATA

REV	DESCRIPTION	DATE
A0	NEW DRAWING	2010-04-01

Technical Data

Material:

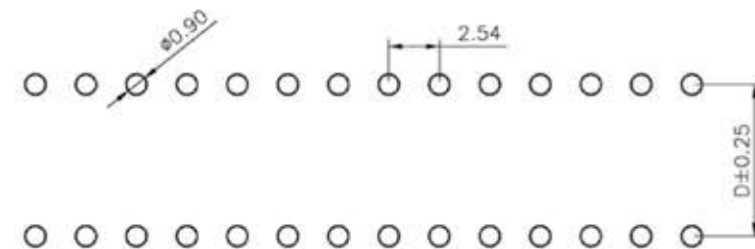
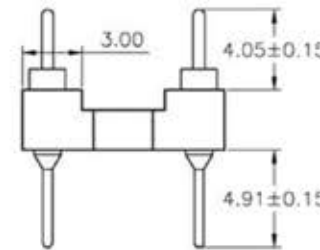
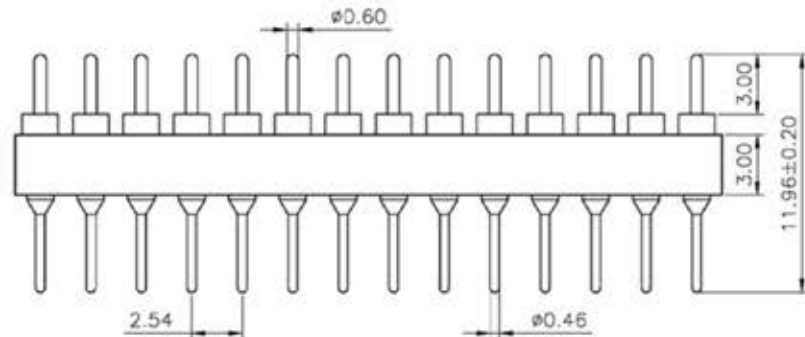
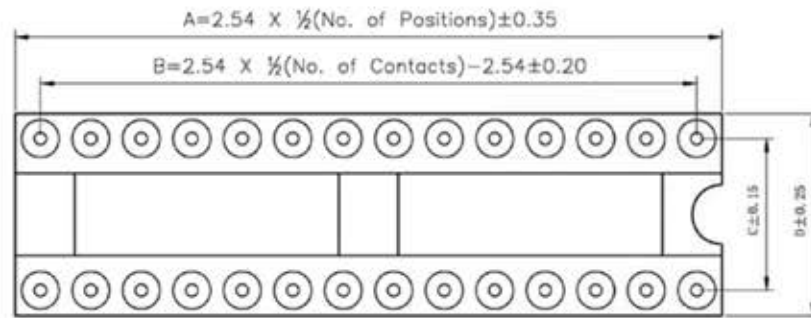
Pin(outer sleeve): Brass,machined CuZn38Pb2
 Clip(contact 4 finger): Beryllium copper,heat treated
 Plating(outer sleeve):
 Tin plated:2μm/80μ"Ni, 5μm/200μ"Sn
 Plating(contact): 2μm/80μ"nickel, full gold
 Insulator black(housing): PBT (UL94V-0)

Electrical:

Current rating: 3Amps/contact max.
 Contact resistance: ≤4mΩ/contact
 Insulation resistance: ≥1000MΩ at V=100V
 Operating voltage: 60VAC/DC

Mechanical:

Average insertion force with steel pin of
 Ø0.43mm/0.017": <250g
 Average withdrawal force with steel pin of
 Ø0.43mm/0.017": >90g min.
 Mechanical life cycle:min.200
 Operating temperature: Tin plated:-40° C to+105° C
 Soldering temperature: +260° C,10s max



P.C.B LAYOUT

PIN NO.	DIM A	DIM B	DIM C	DIM D
6	7.62	5.08	7.62	10.16
8	10.16	7.62	7.62	10.16
10	12.7	10.16	7.62	10.16
14	17.78	15.24	7.62	10.16
16	20.32	17.76	7.62	10.16
18	22.86	20.32	7.62	10.16
20	25.4	22.86	7.62	10.16

CnC Tech, LLC
 Industrial Cable and Connector Technology

TOLERANCE	PROJECTON	TITLE:
ANGLE ± 5°	DATE : 2010-04-01	2.54mmPitch IC Sockets Straight
X.XXX ± 0.10	DRAWN : LiKui	DIP Spacing 7.62mm Pin Length 11.96mm
X.XX ± 0.20	CHECKED :	PART NO: 220-1-XX-003
X.X ± 0.30	APPROVED :	DRAWING NO:
X. ± 0.50		REV: A0 UNIT: mm SCALE: 3:1 SIZE: A4